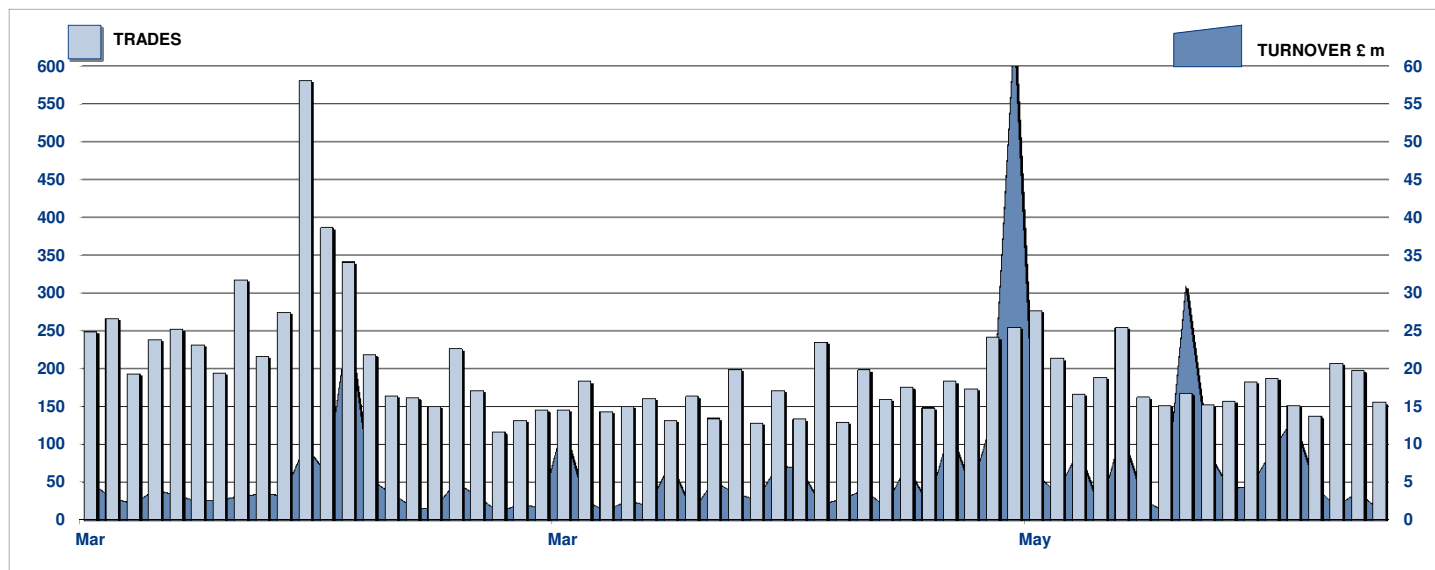


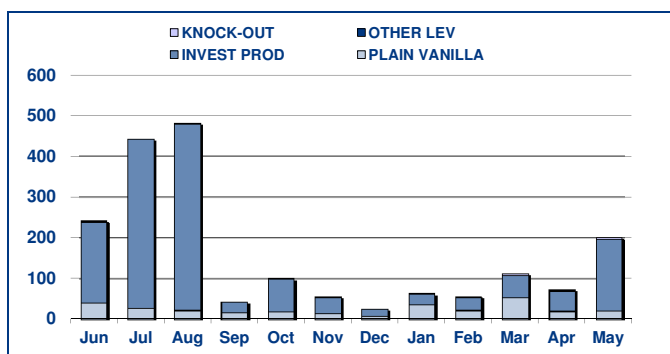
SECURITISED DERIVATIVES DAILY TURNOVER



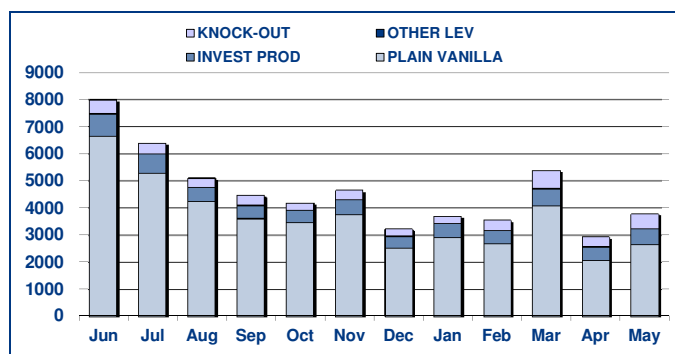
MAIN INDICATORS

	LISTED					TRADING					
	End 2010	April-11		May-11		April-11		May-11		2011 YTD	
	LISTED END OF MONTH	LISTED END OF MONTH	MONTH NEW LISTED	LISTED END OF MONTH	MONTH NEW LISTED	TRADES number	TURNOVER £ m	TRADES number	TURNOVER £ m	TRADES number	TURNOVER £ m
MARKET SEGMENTS											
PLAIN VANILLA CW	971	977	132	1,046	80	2,071	20.9	2,675	21.59	14,475	156.73
KNOCK-OUT PRODUCTS	28	37	10	42	6	349	3.1	538	3.28	2,208	14.61
OTHER LEVERAGE CERTIFICATES	53	61	3	65	4	8	0.9	1	0.00	18	1.15
INVESTMENT PRODUCTS	333	412	26	426	15	512	50.0	576	176.15	2,685	1,337.61
TOTAL	1,385	1,487	171	1,579	105	2,940	75.0	3,790	201.03	19,386	1,510.11
ISSUERS											
GOLDMAN SACHS & CO WERTPAPIER GMBH	8	6	-	6	-	-	0.00	1	0.01	5	0.06
GOLDMAN SACHS INTERNATIONAL	56	62	2	63	1	49	12.99	83	30.92	288	104.24
GOLDMAN SACHS JERSEY	4	3	-	3	-	-	0.00	-	-	2	0.01
MERRILL LYNCH INTERNATIONAL & CO CV	9	10	2	9	-	4	0.02	2	0.01	6	0.03
MERRILL LYNCH SA	9	9	-	9	-	27	5.20	2	0.36	41	7.20
ROYAL BANK OF SCOTLAND PLC	491	466	34	469	8	955	33.97	969	130.97	6,198	1,233.53
SOCIETE GENERALE ACCEPTANCE NV	761	875	132	962	94	1,883	22.15	2,691	38.60	12,738	163.66
BARCLAYS BANK PLC	40	40	-	40	-	17	0.06	35	0.03	83	0.24
HS BC BANK PLC	7	16	2	18	2	5	0.58	7	0.13	25	1.15
TOTAL	1,385	1,487	172	1,579	105	2,940	75.0	3,790	201.03	19,386	1,510.11

TURNOVER MONTHLY FIGURES - £m



TRADES MONTHLY FIGURES



Glossary

Plain Vanilla CW: Covered Warrants (Market Sector Code CVWT)
Other Leveraged Products: All leveraged products (Market Sector Code OTH and OFLV) excluding covered warrants and knock out products

Knock-out Products: Knock-out products (Market Sector Code KNCK)
Investment Products: All investment products (Market Segment Code INSD). This includes Capital Protected, Trackers, Yield Enhancement and

Markets Analysis
10 Paternoster Square, London. EC4M 7LS

email: statistics@londonstockexchange.com
www.londonstockexchange.com